



Funding Received under North Dakota Century
Code Section
57-51-15



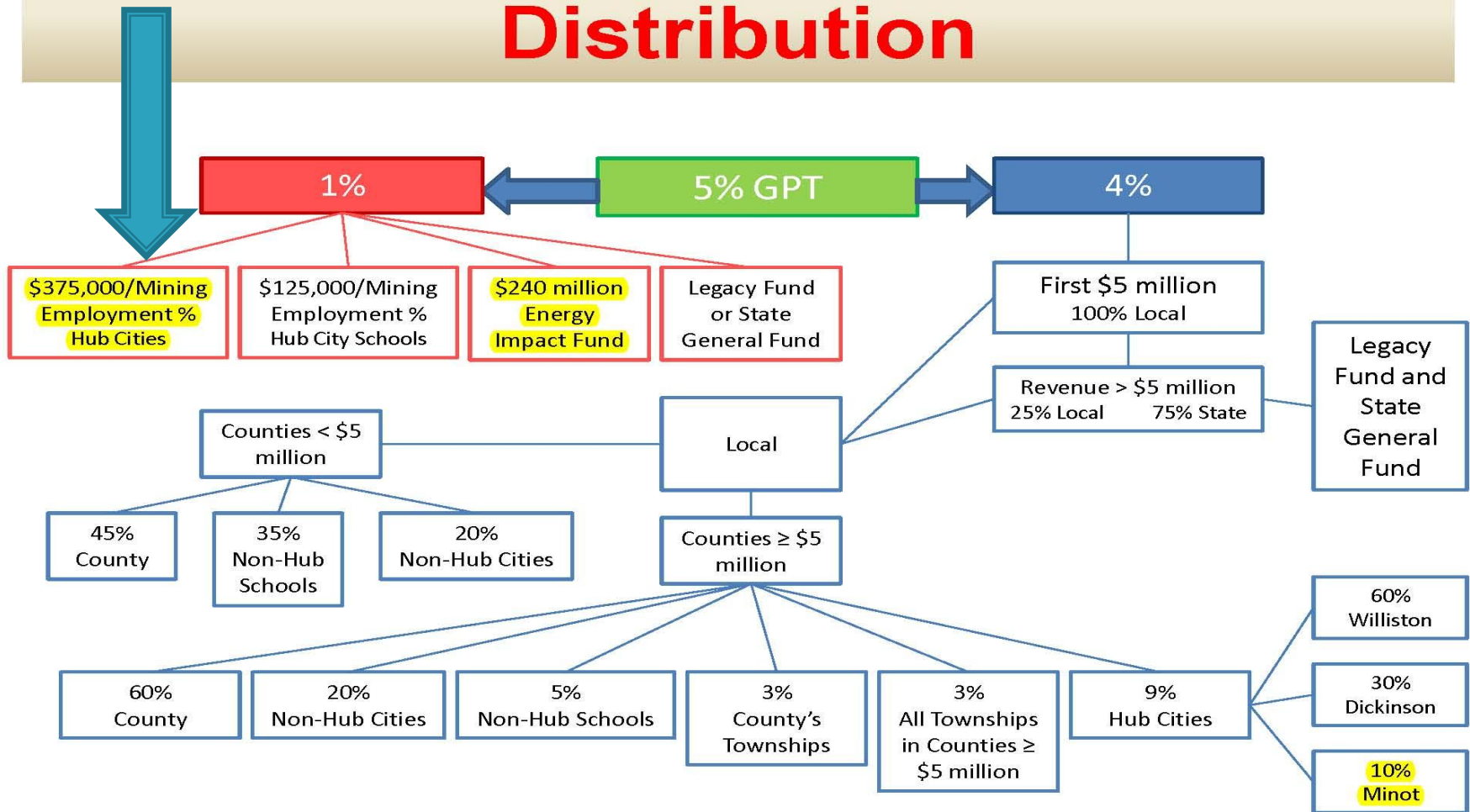
The funds received under § 57-51-15 have been used to finance infrastructure related to growth.

None of these funds have been deployed to flood recovery.

- ▶ Hub City Funding from Three Sources in Gross Production 5% Tax Distribution:
 - 1. Mining Employment Formula
 - 2. Energy Impact Grant Funding
 - Infrastructure
 - Airport
 - 3. Production Formula

Legislative Summary

Gross Production 5% Tax Distribution

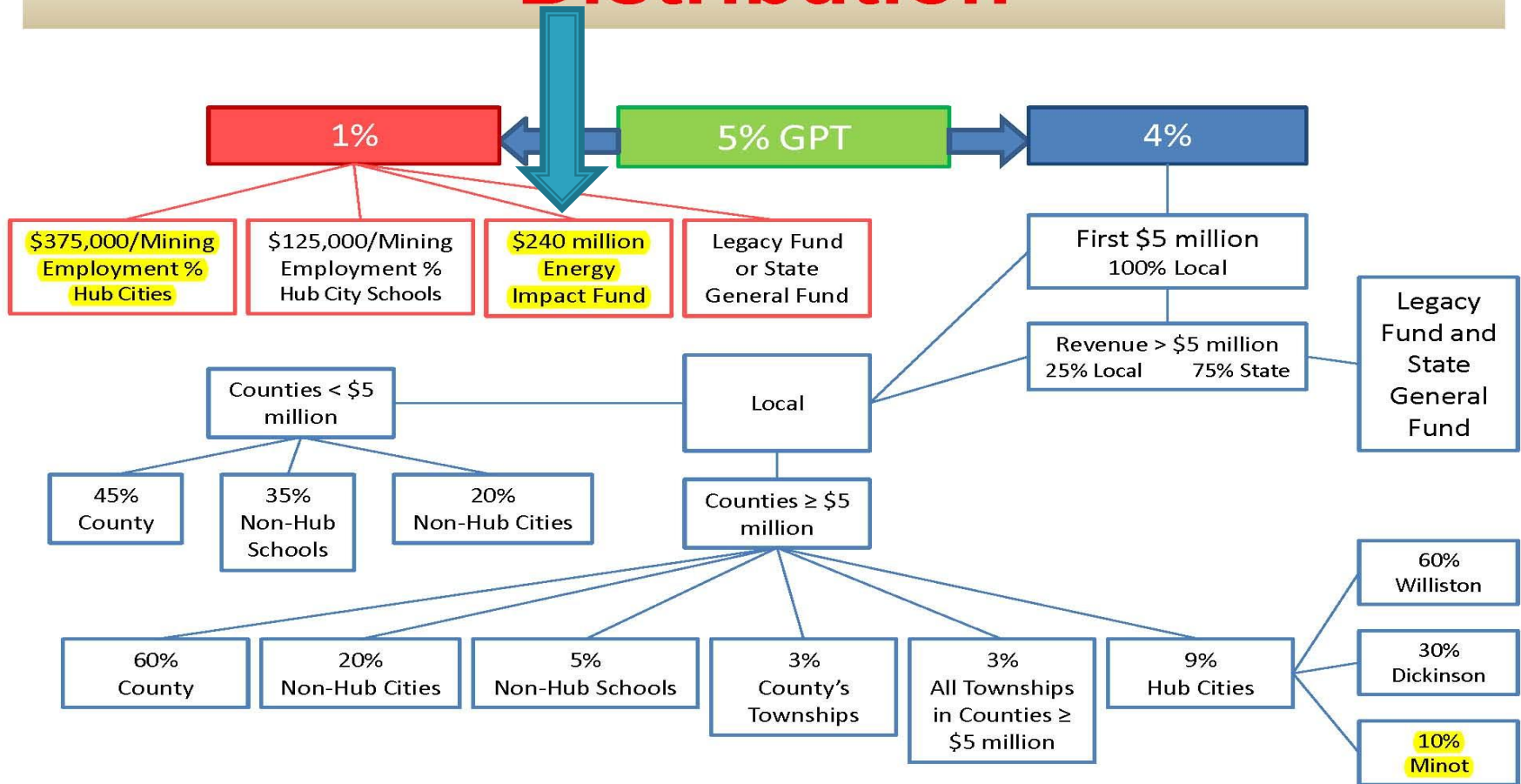


Hub City Funding

- ▶ Legislative Estimated Amount = \$1.5 million per fiscal year
 - Received through February – \$1.125 million
- ▶ Formula base on percent of mining employment as determined by Job Service
- ▶ Sanitary Lift Station Upgrades – Six Upgraded
 - Lift Stations at Capacity Because of Minot's Growth
 - Total Project Cost – \$11,949,916
 - Provides added capacity until new trunk sewer line is constructed (total estimated cost \$30 million)

Legislative Summary

Gross Production 5% Tax Distribution



Grant Funding Infrastructure

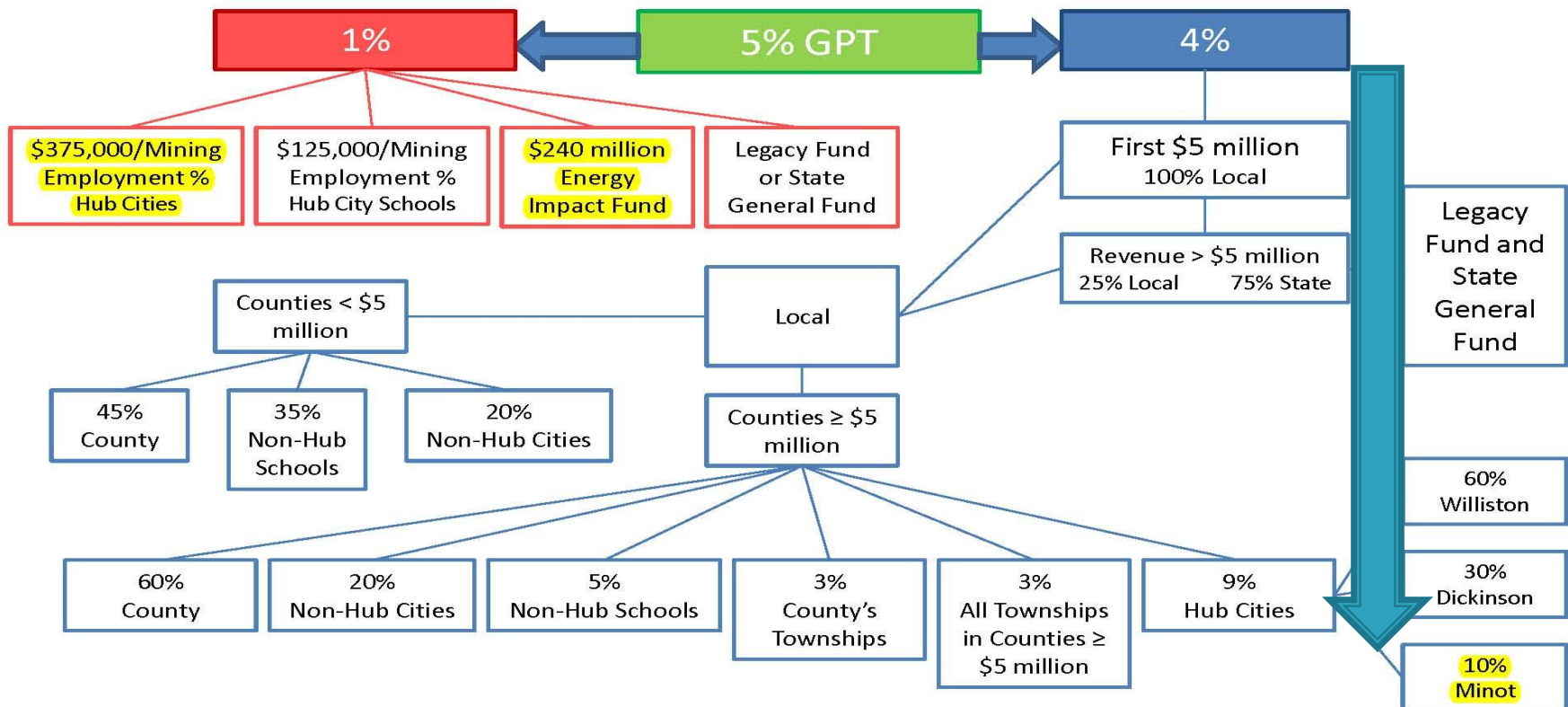
- ▶ Amount Received – \$5 million (Minot is capped at this amount for the biennium)
- ▶ Southwest Sewer Improvements Phase I
 - Installation of 24” Sewer Main
 - Total Project Cost – \$6,400,900

Grant Funding Airport

- ▶ Amount Received – \$21,218,395
 - ▶ Total Project Costs – \$100,075,161
 - Terminal \$18,500,000
 - SRE Building 163,395
 - Furniture 100,000
 - Terminal Apron 805,000
 - Access Roads & Parking 1,650,000
- \$21,218,395

Legislative Summary

Gross Production 5% Tax Distribution



Production Formula

- ▶ Legislative Estimate Amount to be Received – \$4.570 million
- ▶ Amount Received To-date – \$1,719,603.87
- ▶ Total Project Costs –
 - BNSF Sewer Relocation \$1,670,597
 - Puppy Dog Sewer Phase IV \$3,372,610



▶ 2014 Capital Improvements Plan

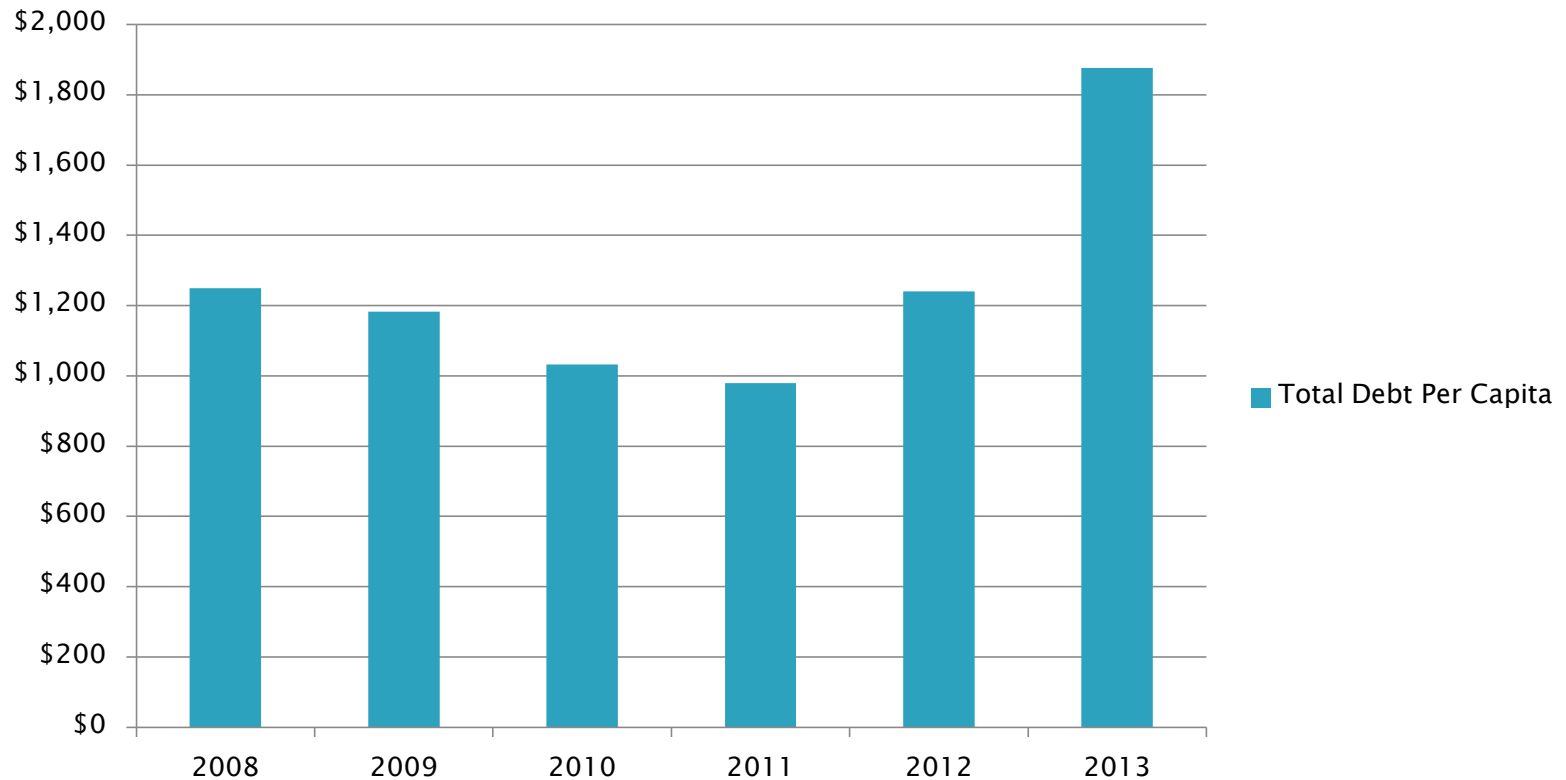
◦ Water & Sewer	\$ 32,824,408
◦ Street Improvements	\$ 21,787,346
◦ Airport	\$ 43,844,118
◦ Fire, Landfill, Cemetery, Other	\$ <u>29,921,471</u>
	\$ <u>128,377,343</u>

City of Minot

- ▶ Servicing a Population in excess of 50,000
- ▶ Water & Sewer Rates¹
 - **Minot** **\$66.73**
 - Fargo \$56.05
 - Mandan \$55.09
 - Dickinson \$54.00
 - Bismarck \$47.96
 - Williston \$33.47
- ▶ South Minot – Retail, Residential, and New Hospital
- ▶ North Minot – Retail, Residential, New School
- ▶ Regional Service Area
- ▶ City Goals: Keep Property Tax Reasonable, Debt Load Manageable, and Water and Sewer Rates Affordable

¹SOURCE: AE₂S Annual Water Rate Study 2013 – For Cities with population over 5,000

Total Debt Per Capita



Current debt bonded long-term for 10, 15, and 20 years



The funds received under § 57-51-15 have been used to finance infrastructure related to growth.

None of these funds have been deployed to flood recovery.